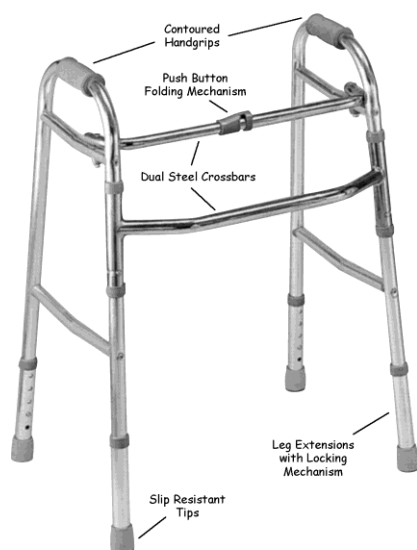




Deluxe Folding Walker

PR30180 / 10180C, PR30181 / 10181C
10182C, 10183C



ASSEMBLY INSTRUCTIONS


Walker comes fully assembled.

TO OPEN Rotate legs outward until legs lock securely in place.

TO CLOSE Engage folding mechanism by pushing down on the push button on the center of the crossbrace and rotating legs inward until fully closed.

USER INSTRUCTIONS

This walker is designed to help you balance or unload weight from your lower extremities while you walk.

 When adjusting the height of the leg extension, make sure that each is set into the same height adjustment hole and that the walker is level. Snap buttons must fully protrude through the adjustment hole of each leg extension to ensure a positive lock.



Please inspect all parts carefully for cracks/breaks prior to use.

TO ADJUST HANDLE HEIGHT Stand up straight with arms at your side. Adjust legs so the handgrips are level with the bend of the wrist. Elbows should be at a 20°-30° angle when in use. This height offers the greatest control and most stability.

Make sure that the legs of the walker are level to the ground. Place the walker a comfortable distance in front of you. Using your arms for support, walk up into the frame of the walker. Do not step up completely against the front bar of the walker. This could throw you off balance. Repeat this process to continue walking.

When turning, take small steps so you won't lose your balance. When sitting, back up all the way to the surface you are going to sit on until your legs touch the seating surface. Reach back with one hand to the seating surface to steady yourself as you sit. When rising from a seated position, push from the seating surface to rise, then place hands on the grips of the walker.

MAINTENANCE INSTRUCTIONS

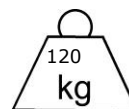
Before use, check to make sure that rubber tips are not ripped, worn, or missing. Replace if necessary before use.

CARE INSTRUCTIONS

Clean with mild cleanser and water; dry thoroughly.



Maximum
User Wt:



Manufactured For:

Valentine International Ltd., Taiwan R.O.C.

Authorized European Representative:

Medica Surgical Innovations Limited

BB2 4PB, United Kingdom

Made in China

Distributed By:

Able2 UK Ltd.

Moorgate Street, Blackburn, Lancashire, BB2 4PB

Tel: 01254 619000 Fax: 01254 619001

Email: enquiries@able2.eu

Web: www.able2.eu

Rev. 060309